



## *"My Christmas Village 2022"*

*7 nov, 2022 by Peppe Apuleo*




### *History and legend of the Santa Claus Village*

*Dear friends and collectors, I started the construction of my Christmas village 2022 from last September. As a start, I liked representing a city zoo. As a first step I made a wooden platform with dimensions 140cmx100cm and polystyrene of different thickness and dimensions.*




*Platform with dimensions 140cmx100cm*

*First assembly phase.  
Installation of tram tracks, polystyrene assembly on  
3 levels.*



*On this platform it is possible to insert  
n. 12 zoo objects.*

*Second phase of assembly / construction.  
Columns for fencing, stone walls, flooring, stairs,  
railings and marble wall covers.*



*Construction and  
installation of polystyrene  
columns for fencing*



*Wall assembly in natural  
tuff stone*



*Assembly of natural clay  
flooring*



*Realization in polystyrene  
and assembly of various  
scales*



*Installation of white  
marble wall cover and  
protective railings*



*third phase  
positioning of the pieces of the zoo and preparation  
of the electrical system.*



*Fourth phase  
installation of plants, trees and moss.*






*Sixth phase  
installation of electrifying poles for the tram*



seventh fase  
completion and finishing with ornamental objects.



Heartfelt thanks to Bill Channell site manager <http://thevillagecollector.com/> who gave me the opportunity to write these columns on his site

Special Thanks to:



Visit of web site: <http://thevillagecollector.com/>

Submit your village photos and video Bill Channell will do the rest.

You can contact me at the following address [giuseppeapuleo@gmail.com](mailto:giuseppeapuleo@gmail.com) if you need a suggestion.



*My thought is:  
The Christmas village is not a hobby it is an  
extraordinary infinite passion.  
By Peppe Apuleo*